Institutional Data Trends FA 2022 to FA 2025

Section 1: Tribal Enrollment Trends

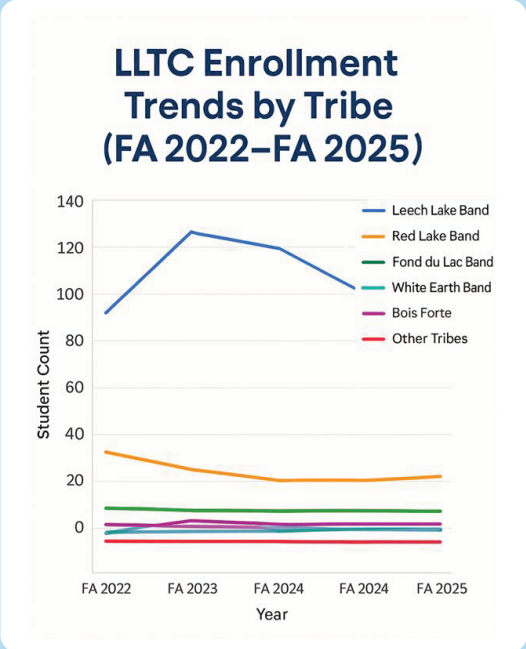

Value	Tribe Description	FA 2022	FA 2023	FA 2024	FA 2025
BR	Bad River Band of the Lake Superior Tribe, WI	1	1	1	1
BF	Bois Forte-Nett Lake (MN Chippewa Tribe)	1	7	5	5
CHEY	Cheyenne River Sioux Tribe, SD	1	1	0	0
CHAR	Cheyenne-Arapaho Tribes, OK	1	0	0	0
COUC	Couchiching 1st	0	0	0	1
CPN	Citizens of Potawatomi Nation	0	1	1	0
DESC	Descendant	5	2	0	0
EAST	Eastern Band of Cherokee Indians, NC	1	1	1	0
FOND	Fond du Lac Band (MN Chippewa Tribe)	4	4	5	3
GRAN	Grand Portage Band (MN Chippewa Tribe)	1	0	2	1
HOCH	Ho-Chunk Nation, WI (Formerly Winnebago)	2	0	0	0
BERT	Fort Berthold	0	0	1	0
KUSK	Kuskokwim Corporation	1	1	0	0
LAC	Lac Courte Oreilles Band, WI	1	1	1	0
LACL	Lac La Croix First Nation	0	1	0	0
LLBO	Leech Lake Band (MN Chippewa Tribe)	98	130	127	109
LSIO	Lower Sioux Indian Community, MN	2	2	0	1
MEN	Menominee Nation	0	0	0	1
MILL	Mille Lacs Band (MN Chippewa Tribe)	5	4	7	3
MCT	Minnesota Chippewa Tribe - Not Specific	2	0	0	0
MSPI	Minnesota Mdewakanton Sioux/Prairie Island In	0	0	0	1
NOOK	Nooksack Indian Tribe	0	1	0	0
NAR	Northern Arapaho Tribe, Fort Washakie, WY	0	0	1	0
NISI	Nisichawayasihk Cree Nation (Canadian Tribe)	0	0	0	1
ONEI	Oneida Tribe of Indians, WI	0	1	0	0
OGL	Oglala Sioux Tribe, SD	0	0	1	0
OHKA	Ohkay Owingeh Tribe of New Mexico	1	0	0	0
RCL	Red Cliff Band of Ojibwe	1	0	0	0
REDL	Red Lake Band of Chippewa Indians, MN	32	26	21	23
SAGI	Saginaw Chippewa Indian Tribe of Michigan	0	0	1	1
SANT	Santee Sioux Tribe	0	1	1	1
SPIR	Spirit Lake Tribe, ND	1	2	1	0
STC	St. Croix, WI	2	2	1	1
THAT	Three Affiliated Tribes Mandan Hidatsa Anara, ND	0	1	1	0
TURT	Turtle Mountain Band of Chippewa Indians, ND	2	3	0	1
UN	Tribe Unknown	0	0	1	0
WE	White Earth Band (MN Chippewa Tribe)	10	9	8	6
Total	Total Enrollment by Tribe by Year (Tribal Only)	193	229	205	170

Section 2: Student Enrollment by Program

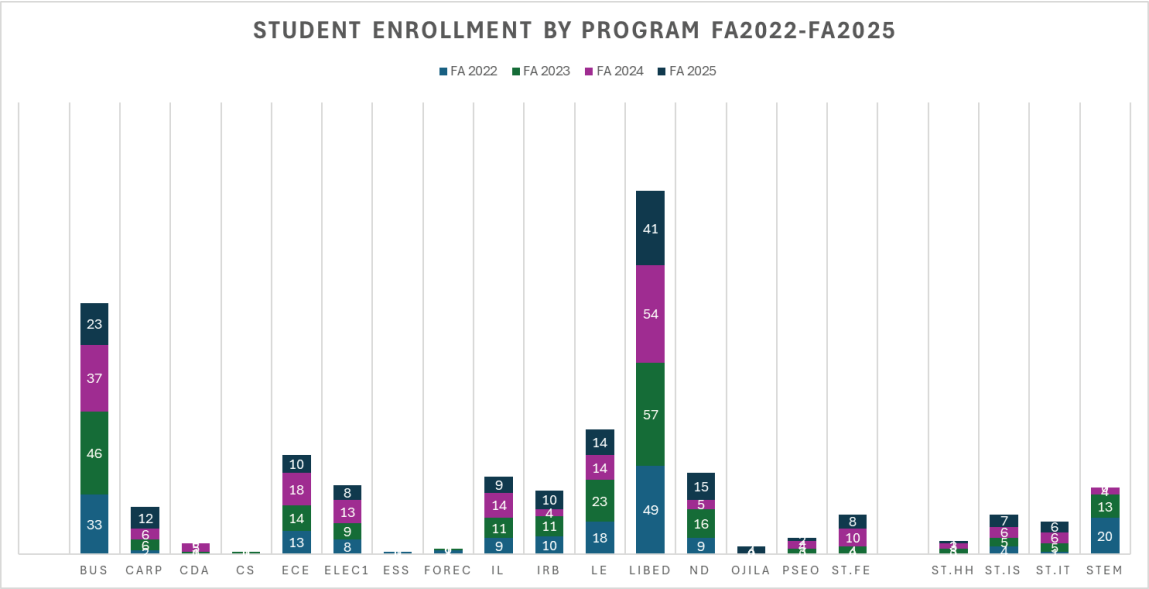

Institutional Data Trends FA 2022 to FA 2025

Section 2: Student Enrollment by Program FA2022 - FA 2025

Value	Program Description	FA 2022	FA 2023	FA 2024	FA 2025
BUS	Business Management	33	46	37	23
CARP	Residential Builder	2	6	6	12
CDA	Child Development Associate	0	1	5	0
CS	Computer Science	0	1	0	0
ECE	Early Childhood Education	13	14	18	10
ELEC1	Electrical Technician	8	9	13	8
ESS	Earth Systems Science	1	0	0	0
FOREC	Forest Ecology	2	1	0	0
IL	Indigenous Leadership	9	11	14	9
IRB	Integrated Residential Builder	10	11	4	10
LE	Law Enforcement	18	23	14	14
LIBED	Liberal Education	49	57	54	41
ND	Non-Degree	9	16	5	15
OJILA	Ojibwe Language	0	0	0	4
PSEO	High School Student	0	3	4	2
ST.FE	Forest Ecology STEM	0	4	10	8
ST.HH	Human Health STEM	0	3	3	1
ST.IS	Indigenous Science STEM	4	5	6	7
ST.IT	Information Technology STEM	1	5	6	6
STEM	Liberal Education STEM	20	13	4	0
Total		193	229	205	170

Section 3: Graduation Report

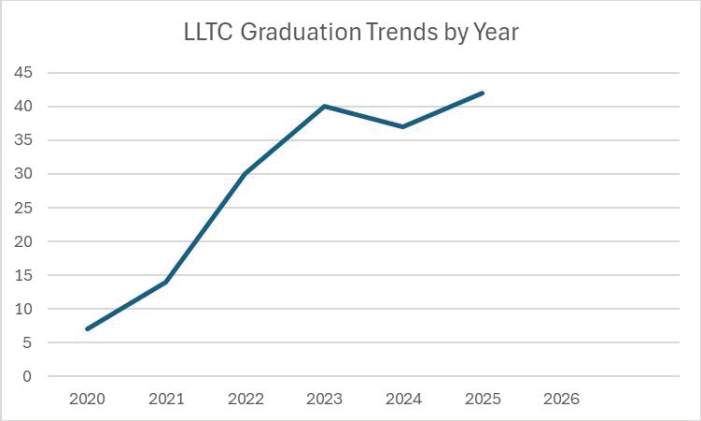

Category	2020	2021	2022	2023	2024	2025
Grad Numbers	7	14	30	40	37	42